



PA

Art
Design
Technology

2021/22

Issue 5

Message from the Paddington Academy Art, Design and Technology Department:

Over the last year, our students here at Paddington Academy have worked tirelessly to produce outstanding outcomes in Art, Design & Technology. We are so immensely proud of what our students have managed to achieve.

Students at Paddington are never complacent and challenge themselves in order to refine their skills and create exciting work beyond their years.

In this term's newsletter, you will see a range of work from students in Year 7 through to Year 13, culminating with images from our GCSE and A Level Summer Exhibition.





Year 7 Design Technology

This term, Year 7 Design & Technology students have been introduced to graphic communication.

Students created their own logos to represent who they are before transforming these designs into a laser cut acrylic keyring.

Students have had the opportunity to develop their ideas and create designs using an industry standard software, Adobe Illustrator on MacBooks. This project has allowed students to develop their computer literacy skills and understand how to instruct a laser cutter to cut lines and engrave on acrylic plastic.






Year 7 Art

This term, Year 7 Art students have explored stories of mythical beasts within Greek Mythology and illustrations of animals during the Renaissance to inspire their own deadly animal hybrids.



Using collage, students took inspiration from artworks such as Albrecht Durer's Rhino and Nicholas Di Genova's strange and exotic hybrids and wrote a story or myth to accompany their terrifying beast.

The project will culminate with students using clay to create their Grecian-inspired pot decorated with their deadly animal hybrid using sgraffito.

Erik Rexhepi



Monsef Dabous Ziani



Erik Rexhepi

Tiarna Austin-Poole

09.05.22




Firdaus Mejri



Tiarna Austin-Poole



Mohamed Yousif



It was a fierce beast but unlike Medusa, it doesn't have any special abilities. But... it uses its strength to kill people wherever it wants to. People have tried to slay this beast

22/06/22

great drawing

Vanessa Beany



great work

Hassan Alonazi



fantastic

Yahya Ali

What is MDF
MDF stands for medium density fibreboard. It is a composite material made from resin and recycled wood fibres.

In addition to MDF being safe, MDF is also very sustainable and environmental friendly. This is because wood shavings and other parts of wood that would normally be discarded can be used in this new material.



MDF is made by gluing the wood fibres together with a resin and then compressing the board under heat. Later the board is cut into appropriate lengths after it has dried.

- ADVANTAGES
- It is cost effective
 - available in many different sizes
 - has no natural defects
 - can be easily machined.

- Disadvantages:
- contains toxic resins which means the saw dust created is dangerous
 - can split easily
 - not suitable for most joints

Year 8 DT

This term in Design and Technology, Year 8 students were given the design brief to 'construct and deliver a display piece for Lego's new wood selection release to encourage children aged 6+ to think about their future careers.'

Learning each step of the design process, students have explored ideation and experienced marking out, cutting and creating joints when working with two types of timber. Students have built their Lego figures using a range of tools in the workshop such as Hegnar Saws, Pillar Drills, Belt Sanders and Tenon Saws.

Luna Ghamian



Luna Ghamian



Zuzanna Maliszewska



Photographer

Homework
de Zuzanna Maliszewska



Homework

29.06.2022



Zuzanna Maliszewska

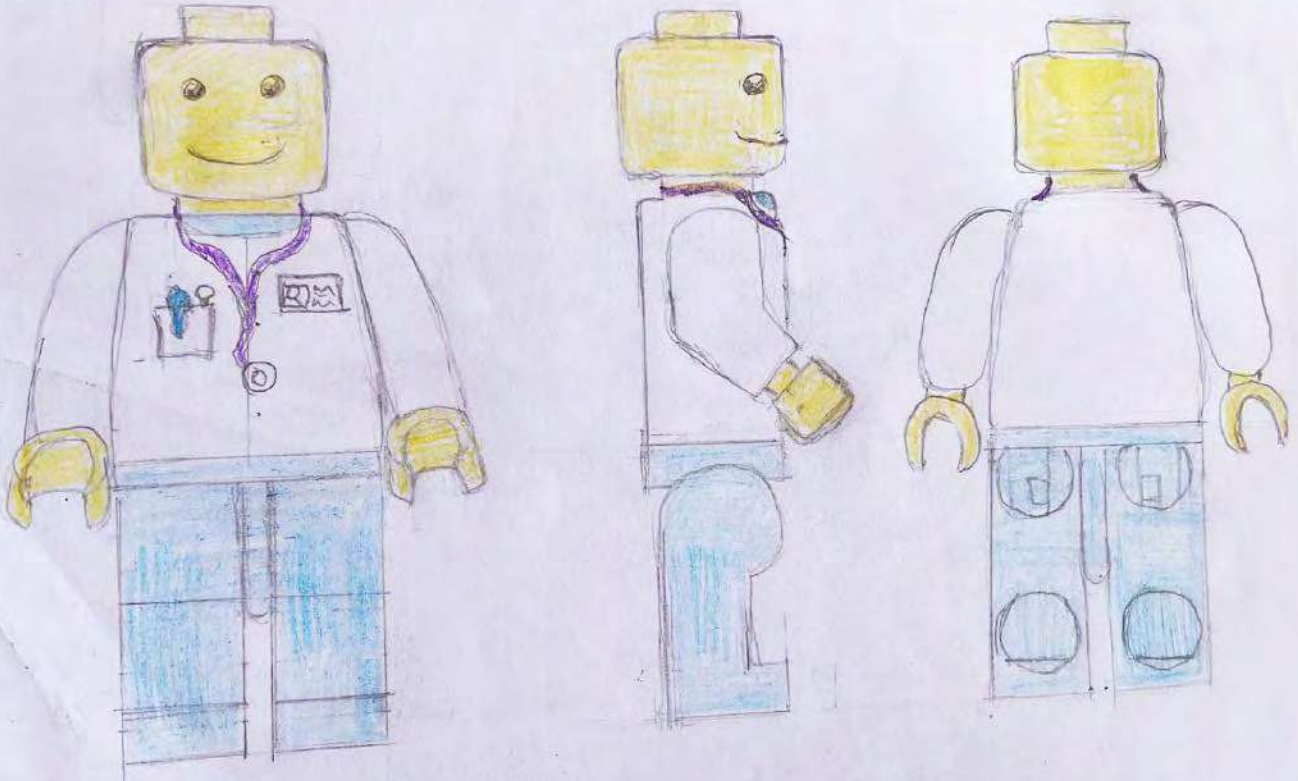
Khadija Begum

29.06.2022





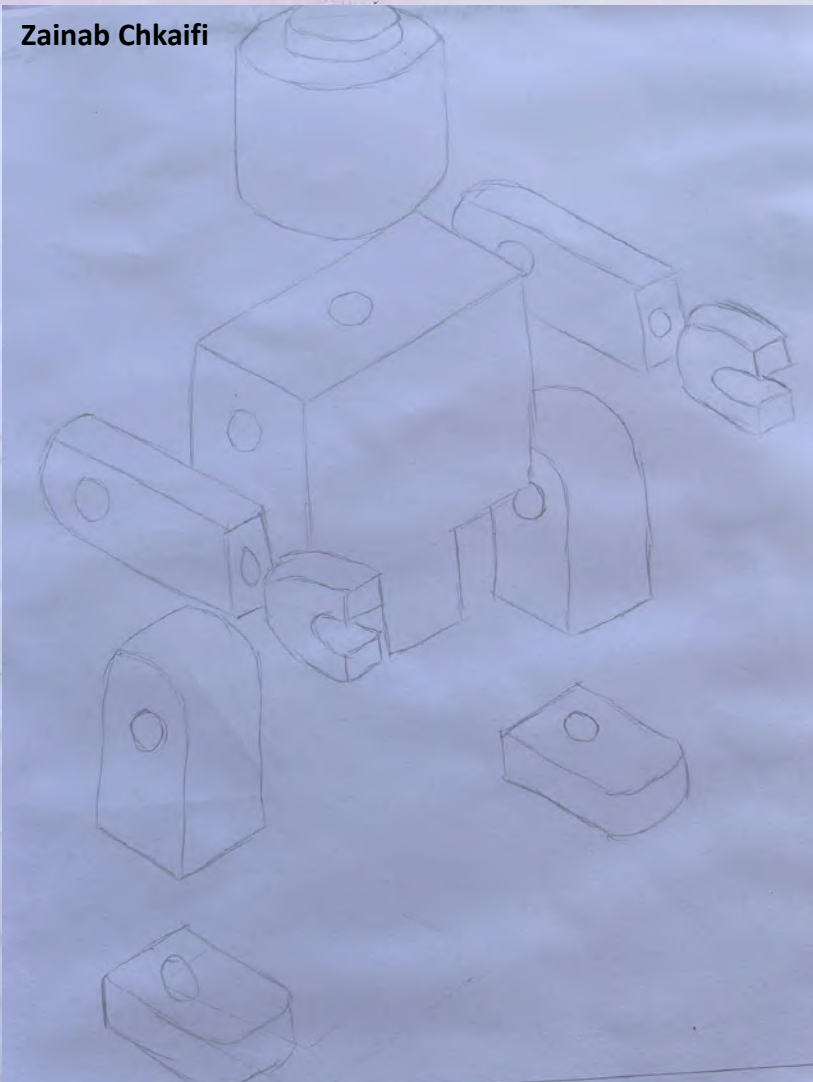
Malak Idris



Malak Idris



Zainab Chkaifi



Year 9

In Cycle 2, Year 9 began the term exploring a range of contemporary artworks to gain a stronger understanding of the shifting contexts behind them. The meaning of artworks are never fixed; what the artist intends and what the view understands may be different. Our individual interpretations of art are rarely the same but shaped by our knowledge, experiences and prejudices. Students unpicked and compared artworks to gain insight into the artists' intentions, how a work interacts with an audience and how context can shift and evolve over time.

Building on students knowledge of portraiture in Year 8, students explored the 'self' by creating a number of auto-biographical and personal work inspired by contemporary artists such as Zarina Hashmi, Grayson Perry and Marc Quinn.

To finish the project, students created a decorative clay pot inspired by Grayson Perry's urns. These pots were decorated with motif's running through their work that are introspective and explore the 'self'.

In this final term, Year 9 students have explored classic and contemporary portraiture. The project began with students learning the Loomis method; a simple to drawing heads from different angles, to strengthen their understanding of form, proportion and drawing realistic and expressive facial expressions.

Students were then introduced to the grid method through artists such as Chuck Close. We used the grid method as a tool to distort portraits to create a series of curious and expressive responses.

The project culminated with students exploring the photography of Steve McCurry to inspire powerful self-portraits that are personal to each student. Students learned how to use acrylic paint effectively by exploring the work of Jennifer Packer and Barbara Walker to capture a feeling, rather than an accurate depiction of reality.


Rayan Saibari



Sumaya Ahmed



Ali Masrour



Halima Nessa




Taim Aljaramani



Farahe El-Haddad



Mariam Mehreen Muhid



Tasnim Jebari



Nusrat Khanum



Duae Naouinou Bakkali



Zaynab Reffasse



Hasina Turkamni



Aya Abdelaoui



Mahdy Amalon



Ali Korkomaz



Damian Miceta



Majdah Babiker



Samim Rahman



Anisha Begum



Yahya Kemmouche



Zaynab Reffasse



Ali Nima al Qassir



Zineb Ould Beziou



Leen Aldahlaki



Mariam Mehreen Muhid



Zaynab Reffasse



Ali Aldahlaki



Ayesha Popal



Yasar Kibria




Sulayman Ahmad



Kubra Nur Nas



Halima Nessa




Halima Nessa



Halima Nessa



Halima Nessa



Ayesha Popal



Zaynab Reffasse



homework

Zaynab Reffasse




Zaynab Reffasse



Ali Aldahlaki




Ali Aldahlaki



HW
Ali Aldahlaki



Ali Aldahlaki



Shanna 100

Ali Nima al Qassir



Adam Hakim




Ismael Agzenay

sketches features

Tuesday 3rd May



HW *is small this is great!*





Mariam Mehreen Muhid



Mariam Mehreen Muhid



Alisha Tahsin



Mariam Mehreen Muhid



Alisha Tahsin



expressions: eyes




surprised



angry

Audrey Hutchinson



sad



closed

Audrey Hutchinson

Audrey Hutchinson




Aya Abdelaoui



Aya Abdelaoui




Aya Abdelaoui









Mahdy Amalon



Mahdy Amalon



Muflih Ahmed



Nathan Pereira







Year 10 Art


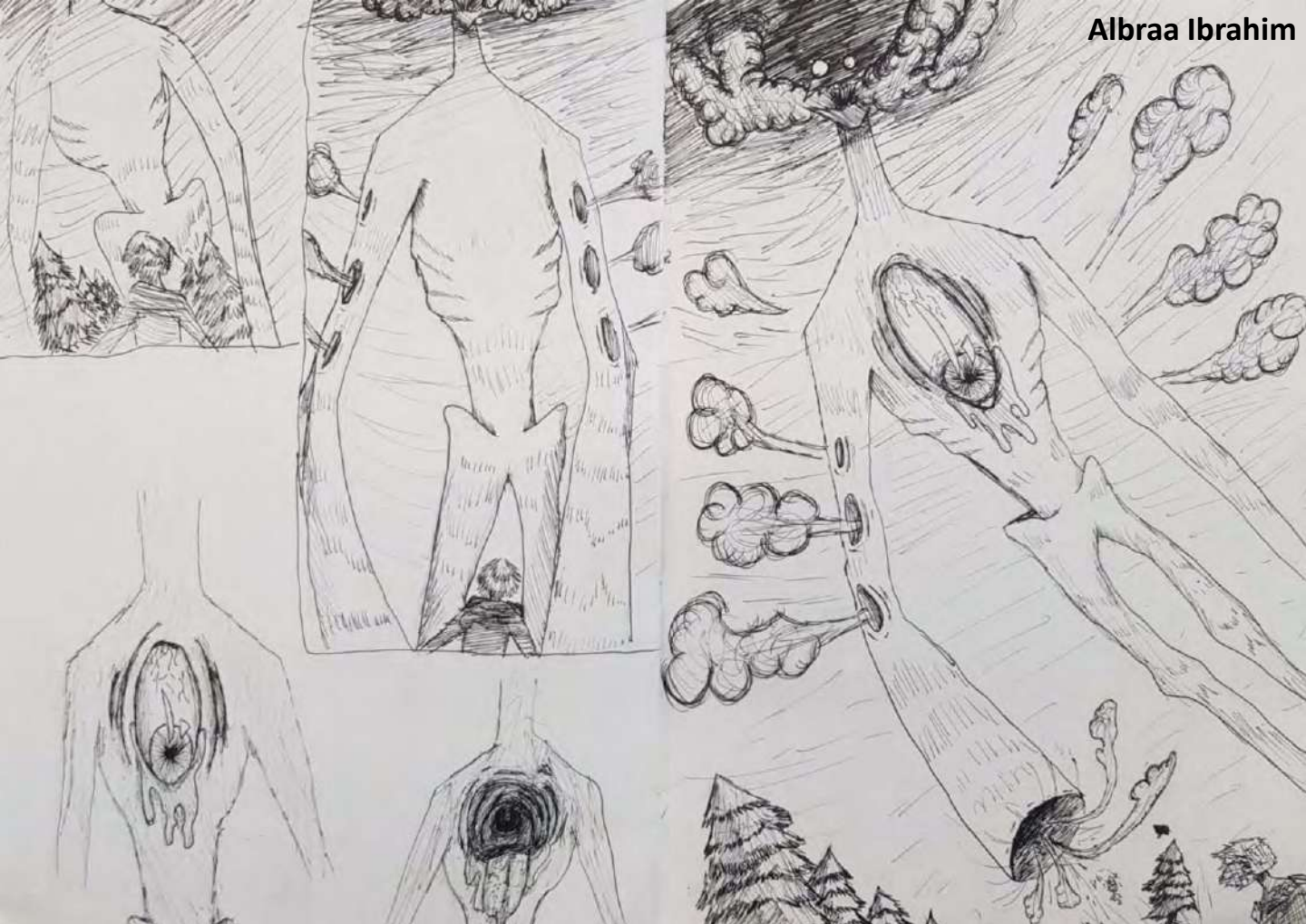
This term, Year 10 explored the theme of 'Myths and Legends' creating a number of personal responses using collage, print, drawings and sculptures. Focusing specifically on 'classical mythology', 'gods, heroes and monsters' and 'legends and folk tales', students took inspiration to create whimsical and imaginative work.

Albraa Ibrahim




Albraa Ibrahim









死



Ali Bensoula



Andreu Valencia Cedeno





Basem Khan



Basem Khan



Eriona Ratkoceri



Leyla Dinler



Ishaq Al-Zahir

Ishaaq Al-Zahir



Lorena Sulejmani




Lorena Sulejmani

Leyla Dinler






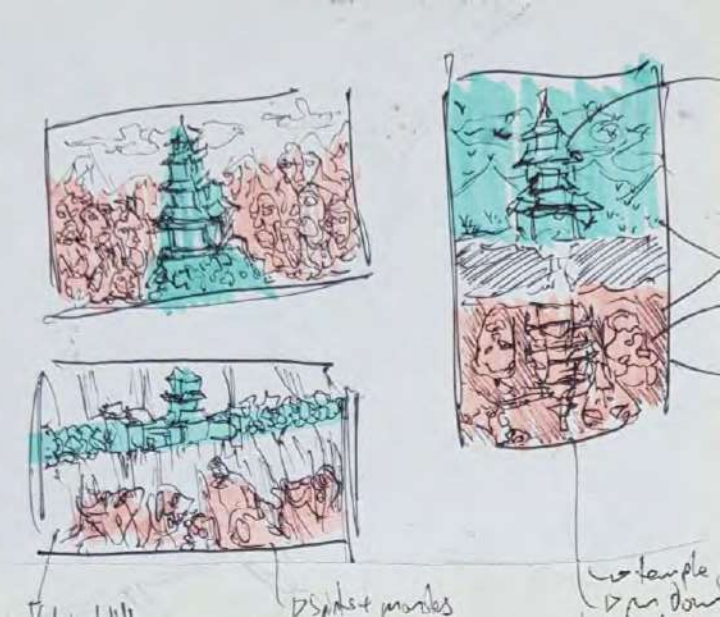





Lorena Sulejmani










Melika al Musawi



Melika al Musawi





Olivia Vidal



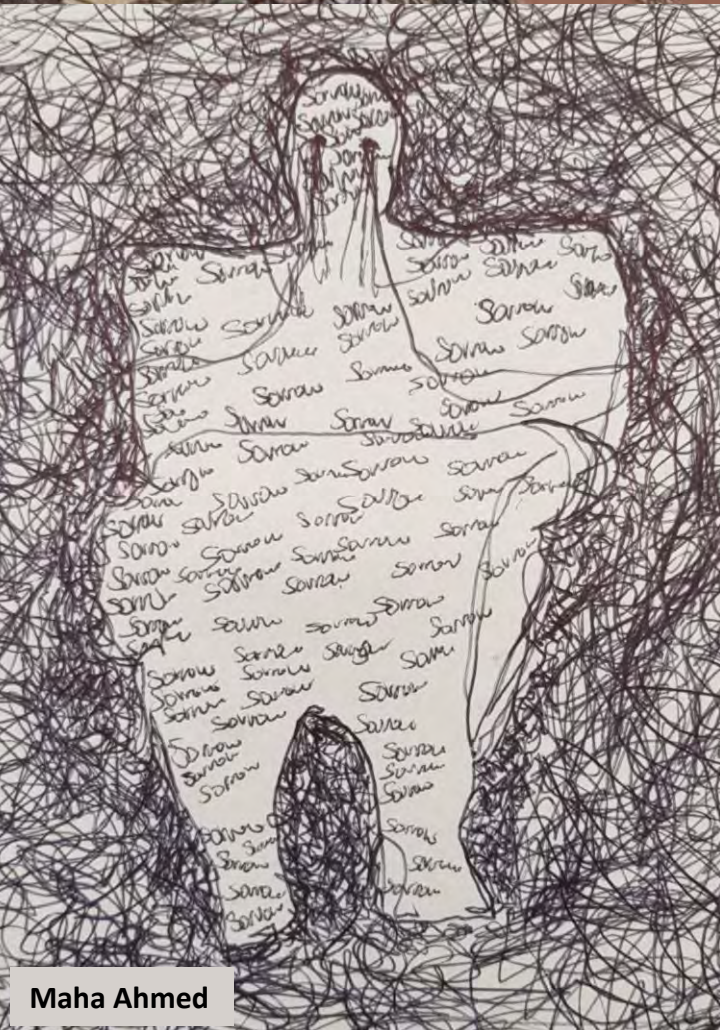
Mustafa Adnan



Rashata Schellevis



Rashata Schellevis



Maha Ahmed



You are invited to the...

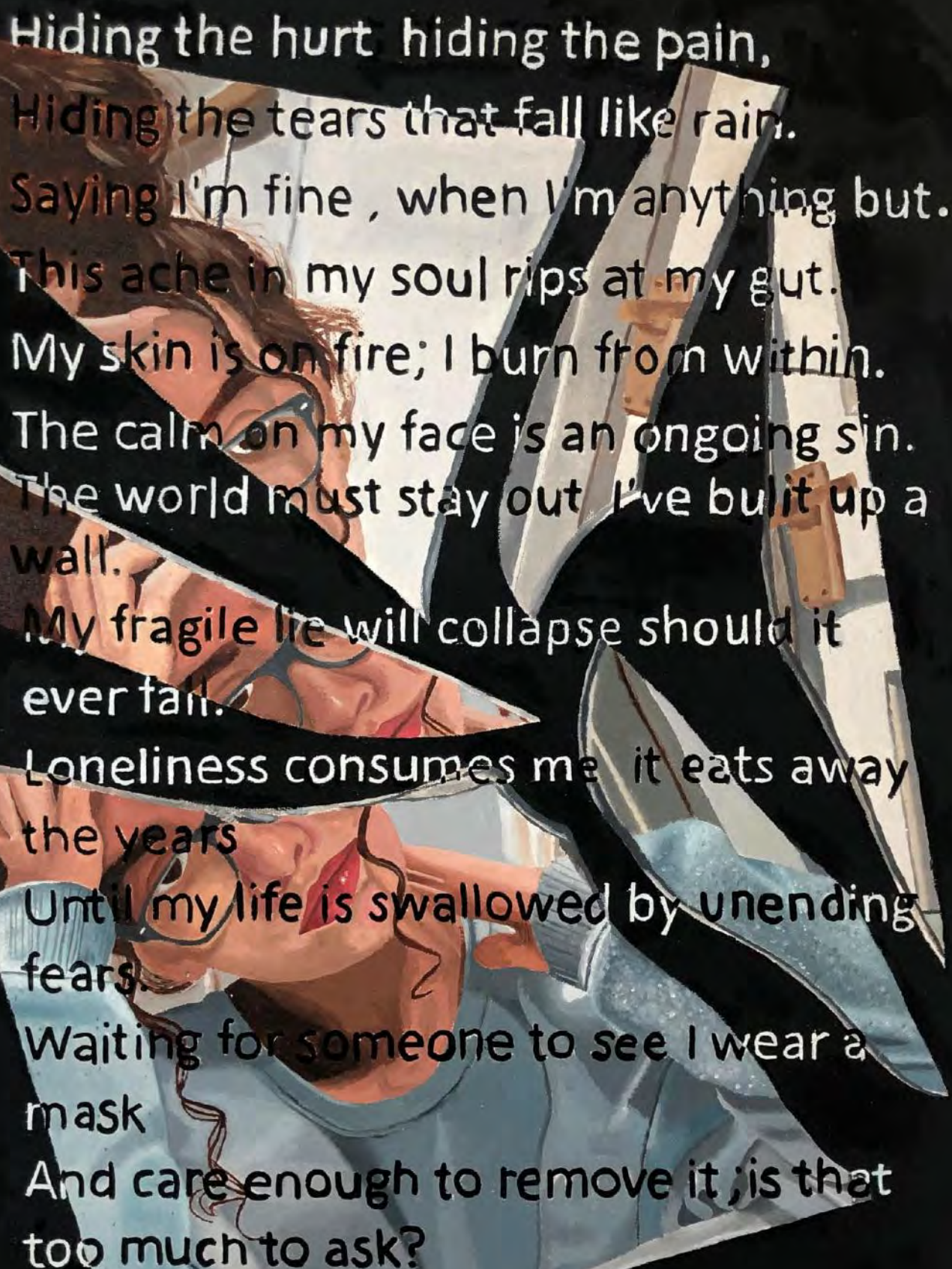
Paddington Academy

GCSE and A-Level Art Exhibition



Friday 17th June: 3.00 – 6:00pm

Paddington Academy, 50 Marylands Rd, London W9 2DT



Hiding the hurt hiding the pain,
Hiding the tears that fall like rain.
Saying I'm fine , when I'm anything but.
This ache in my soul rips at my gut.
My skin is on fire; I burn from within.
The calm on my face is an ongoing sin.
The world must stay out I've built up a
wall.
My fragile lie will collapse should it
ever fail.
Loneliness consumes me it eats away
the years
Until my life is swallowed by unending
fears.
Waiting for someone to see I wear a
mask
And care enough to remove it ;is that
too much to ask?

Telita Freitas Da Silva
Year 11



Telita Freitas Da Silva
Year 11



Telita Freitas Da Silva
Year 11



Hanifa Amalon
Year 11



Hanifa Amalon
Year 11




Fifi Wegbe
Year 11



Habiba Dawoud
Year 11





Amir Abdi
Year 11






Rahid Ahmed
Year 11




Rahid Ahmed
Year 11



Rahid Ahmed
Year 11



Marina Yemelyanenko
Year 11



Jamila Tabet
Year 11




Malak Salah
Year 11



Iman Boudjatat
Year 11



Laila Khader
Year 11




Leonesa Shabani
Year 11



Leonesa Shabani

Year 11



PAIN.

Laila Khader
Year 11



Shahd Ahmed
Year 11



Zarah Chowdhury
Year 11




Hannah Krebs Rocha
Year 11



Malak Salah
Year 11



Shelby Scott
Year 11



Shelby Scott
Year 11



Iyla Birchall
Year 11



Zarah Chowdhury
Year 11



Noraima Dais
Year 11



Zarah Chowdhury
Year 11



Hannah Krebs Rocha
Year 11



Noraima Dais
Year 11




Noraima Dais
Year 11




Safa Elbahti
Year 11



Noraima Dais
Year 11



Youssif Moussa
Year 11



Maryam Kadhim
Year 12



Joana Sayed
Year 12



Fatima Al-Issa
Year 12



Jazmin Rahman
Year 13



Jazmin Rahman
Year 13



Jazmin Rahman
Year 13





Genta Brahimi
Year 13

Takmina Akhtar
Year 13



Takmina Akhtar
Year 13

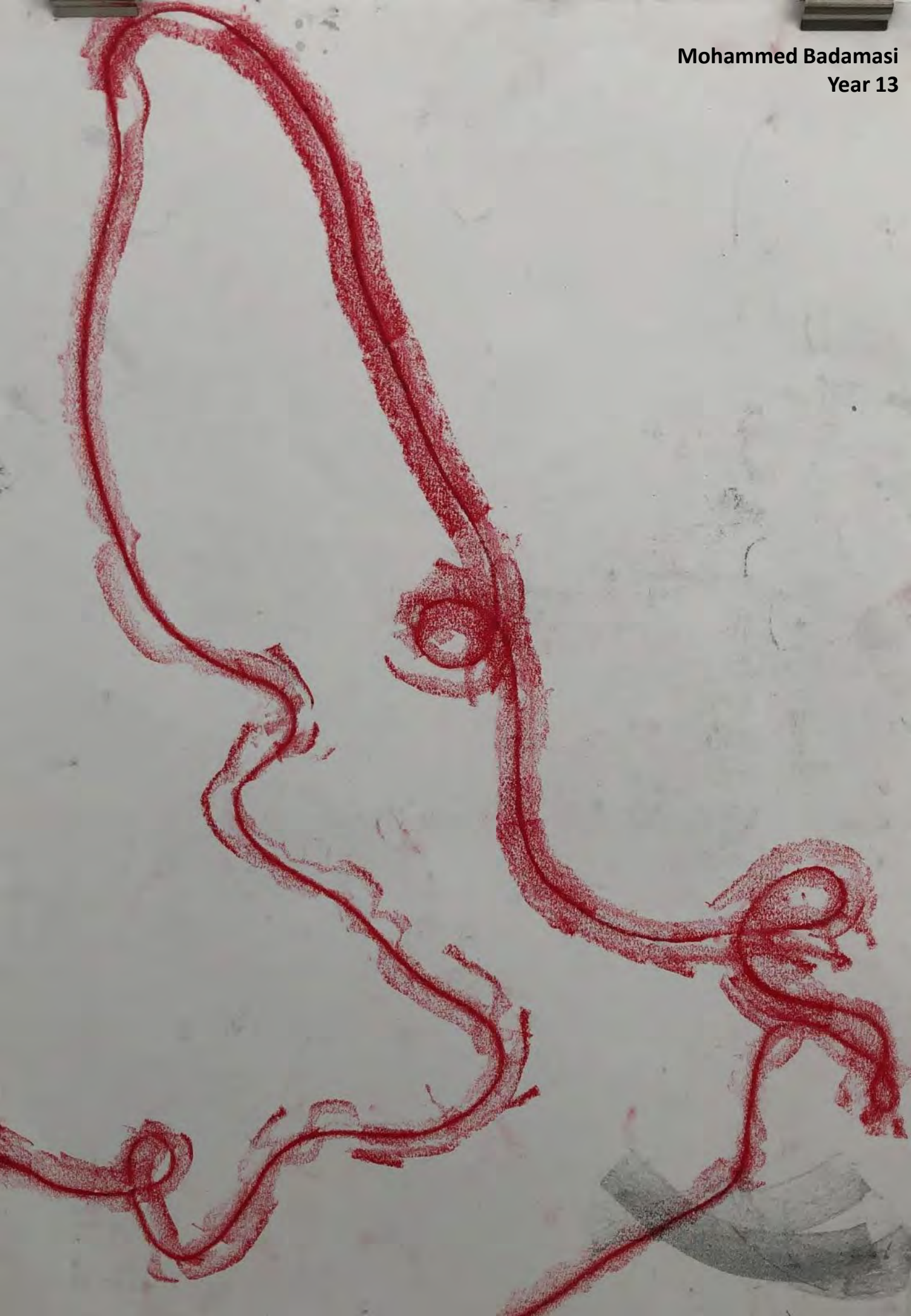




Jasmine Mokhlisse
Year 13

Jasmine Mokhlisse
Year 13







Mohammed Badamasi
Year 13

Mohammed Badamasi
Year 13

